

# Qr10 LED Range

Fire Rated Downlights

Data Sheet



## Product Information

The FireBreak Qr range of IP65 LED downlights are the perfect for downlighting any areas including bathrooms. Included in the range are 3000K, 4000K or triple CCT including versions that you can change the colour kelvin from either a switch on the back or the wall switch. Dimmable as standard using a range of compatible dimmers. Complete with a 3 year warranty for your peace of mind.



## Product Features

- 3 year warranty
- IP65
- Instant on
- Energy savings up to 90% vs 50W Halogen Lamps
- High efficiency Up to 97lm/w
- CRI: Ra84
- Dimmable see [www.ksrlighting.com](http://www.ksrlighting.com) for compatible dimmer lists
- Tested for Solid Timber Joists for 30, 60 and 90 minute fire rated ceilings
- Colour rim options available
- Emergency options available to order
- Tiltable versions
- Heads can be loosely covered in insulation except tilt versions (Driver where applicable must be kept free of insulation)
- L70/B10 – 60,000hrs

## Product Specification

Product Code	Product Description	Wattage (W)	CCT (K)	Lumens (lm)	CRI (Ra)	Energy Efficiency Class 2021	Protection Class
KSRFRD350	Fire Rated LED Dimmable Downlight	8.8	3000	825	83	F	II
KSRFRD350EM	Fire Rated LED Dimmable Emergency Downlight	8.8	3000	825	83	F	II
KSRFRD351	Fire Rated LED Dimmable Downlight	8.8	4000	855	84	F	II
KSRFRD351EM	Fire Rated LED Dimmable Emergency Downlight	8.8	4000	855	84	F	II
KSRFRD374	Fire Rated LED Triple CCT Dimmable Downlight	7	3000	577	84	F	I
			4000	652			
			6000	577			
KSRFRD366	Fire Rated LED Triple CCT Auto Dimmable Downlight	10	3000	655	84	F	II
			4000	736			
			6000	648			
KSRFRD361	Fire Rated LED Dimmable 15° Tilttable Downlight	8.8	3000	705	82	F	II
KSRFRD361EM	Fire Rated LED Dimmable Emergency 15° Tilttable Downlight	8.8	3000	705	82	F	II
KSRFRD362	Fire Rated LED Dimmable 15° Tilttable Downlight	8.8	4000	778	81	F	II
KSRFRD362EM	Fire Rated LED Dimmable Emergency 15° Tilttable Downlight	8.8	4000	778	81	F	II
<b>Accessories</b>							
KSRFRD352	FireBreak Qr Chrome Detachable Bezel						
KSRFRD353	FireBreak Qr Satin Chrome Detachable Bezel						
KSRFRD354	FireBreak Qr Brass Detachable Bezel						
KSRFRD355	FireBreak Qr Black Detachable Bezel						
KSRFRD356	FireBreak Qr Converter Plate White						
KSRFRD357	FireBreak Qr Converter Plate Chrome						
KSRFRD358	FireBreak Qr Converter Plate Satin Chrome						
KSRFRD359	FireBreak Qr Stainless Steel Detachable Bezel						
KSRFRD363	FireBreak Qr Tilt Chrome Detachable Bezel						
KSRFRD364	FireBreak Qr Tilt Satin Chrome Detachable Bezel						
KSRFRD365	FireBreak Qr Tilt Black Detachable Bezel						
KSRFRD369	FireBreak Qr Antique Brass Detachable Bezel						

Product Code	Circuit Current (A)	Driver (mA)	Power Factor (PF)	In Rush Current
KSRFRD350	0.04	200	0.90	TBC
KSRFRD350EM	0.04	200	0.90	TBC
KSRFRD351	0.04	200	0.90	TBC
KSRFRD351EM	0.04	200	0.90	TBC
KSRFRD374	0.04	200	0.90	TBC
KSRFRD366	0.04	270	0.90	TBC
KSRFRD361	0.04	200	0.90	TBC
KSRFRD361EM	0.04	200	0.90	TBC
KSRFRD362	0.04	200	0.90	TBC
KSRFRD362EM	0.04	200	0.90	TBC

Nominal voltage	220~240V
Operating frequency	50-60Hz
Ambient temperature range	-20°C~+40°C
Start time	< 0.5 sec
Beam angle	46°
IP rating	65

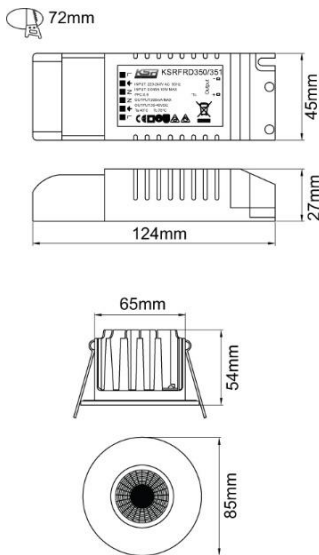
## Standards

BSEN60598-1:2021      Luminaires – Part 1: General requirements and tests

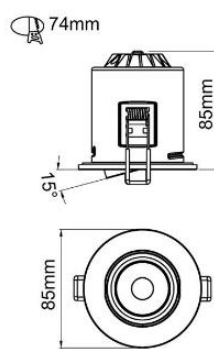
## In Conformity with

LVD	Low voltage directive 2014/35/EU
EMC	Electromagnetic compatibility directive 2014/30/EU
ERP	Energy related products directive 2019/2020/EU
RoHS	Restriction of hazardous substances 2015/863/EU
Part E	Acoustic performance
Part B	Fully tested for 30, 60 and 90 minute ceiling types using Solid timber joists and 30 minute rated for I-Joist and 250mm/300mm Metal web joists to meet Part B of Building Regulations, specifically Fire Resistance Performance of a load bearing floor with downlighters BS476 : Part 21: 1987 Clause 7
Part C	Air & moisture transfer

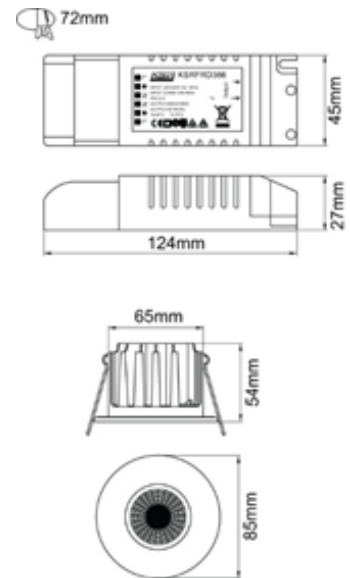
# Product Dimensions



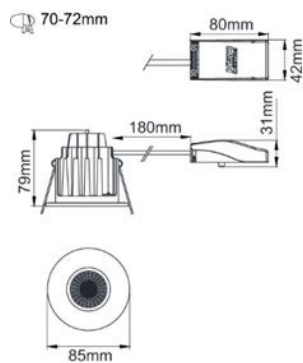
**KSRFRD350-351**



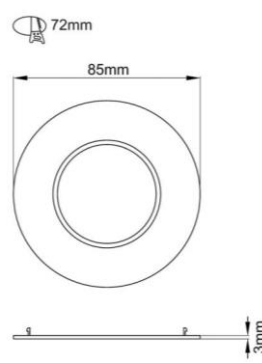
**KSRFRD361-362**



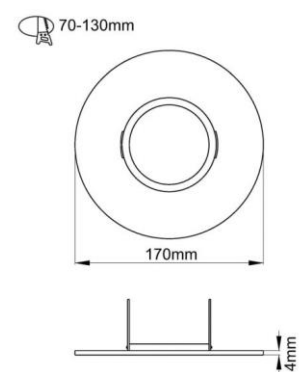
**KSRFRD366**



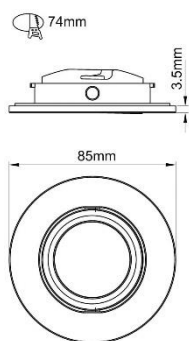
**KSRFRD374**



**KSRFRD352-355/359**



**KSRFRD356-358**



**KSRFRD363-65**

KSR Lighting is constantly developing and improving its products. For this reason, all product descriptions in this data sheet are intended as a general guide, and KSR may change specifications from time to time in the interest of product development, without prior notification or public announcement. All descriptions in this data sheet present only general particulars of the goods to which they refer and shall not form part of any contract. Data in this guide has been obtained in controlled experimental conditions. However, KSR Lighting cannot accept any liability arising from the reliance on such data to the extent permitted.