



Read these instructions before commencing installation. Please give these instructions to the owner/occupier after installation to retain for future reference/maintenance.

IP20 0.3m 240V~50Hz 20W

Important Information

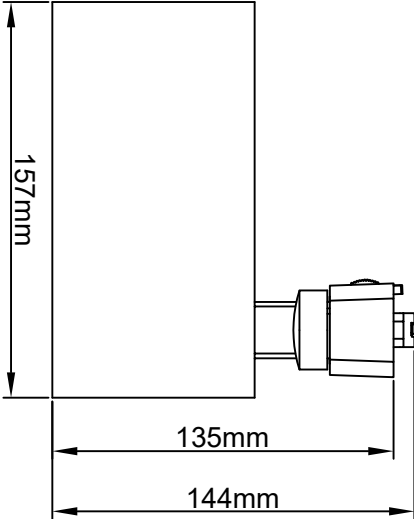
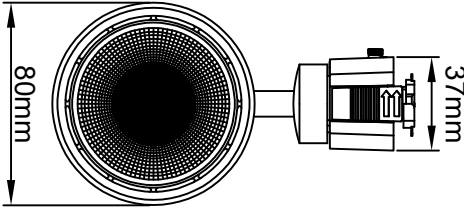
It is recommended that the track system is installed and fitted by a qualified electrician ensuring the installation complies to current IEE wiring regulations & local building control. These products are designed for use with the Escala Pro single circuit track system only. Any damaged parts should be replaced as soon as possible. KSR will not accept responsibility for any claims arising from a sub-standard installation.

Important User Advice

Always switch off mains supply before installing or servicing.
This product is designed to be used indoors only.

Installation Procedure

Familiarize yourself with the way the luminaire attaches to the track and ensuring the correct polarity.
KSR recommend to insert the luminaire into track with the locking tab opposite the Live side (shown by the line on the track) then turn the luminaire clockwise until the locking tab locks into the track, never force the luminaire see Fig. 1. Visual confirmation that the luminaire is located correctly is that the arrows on the locking tab should point towards the Live side of the track (shown by the line on the track) see Fig. 2. Make sure the locking tab is located in the locked position.
Please observe the minimum safe distance from the nearest illuminated surface when setting the beam direction. Adjust beam aim by turning and tilting head of luminaire.
Turn on the mains supply and ensure the luminaire is working correctly.



Available Finishes: White or Black

Fig. 1

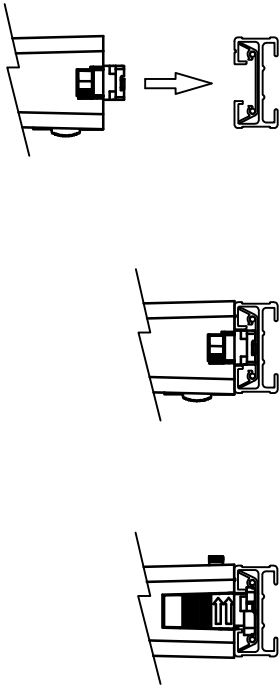
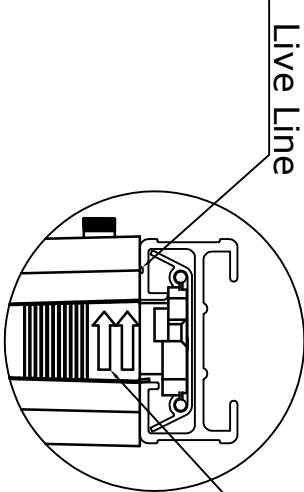


Fig. 2



Live Line

Locking Tab Arrows to point to Live side

Lamp Details				
Product Code	Wattage	CCT	Lumens	CRI Ra:
KSR6527	20W	3000K	1952	>90
KSR6528	20W	4000K	1952	>90

The light source of this luminaire is not replaceable; when the light source reaches its end of life the whole luminaire shall be replaced



KSR Lighting Aftersales: 023 92 674343
E-mail: aftersales@ksrlighting.com