



Read these instructions before commencing installation. Please give these instructions to the owner/occupier after installation to retain for future reference/maintenance.

IP20 UK CE

Important Information

These shades are designed for use with the KSR7290 Phily/Brook Base Luminaire Only.

KSR will not accept responsibility for any claims arising from a poor installation.

Important User Advice

Clean only with a warm damp cloth, do not use abrasive cleaners as it may damage the finish.

Installation Details

Secure your chosen shade to this base section using the two fixing screws provided.

Ensure the two fixing screws are sufficiently tight to prevent any movement once installed.

Continue with the installation of the KSR7290 Base Section, guidelines can be found with the luminaire.


Optional Shades:

KSR7191 Phily Shade, White or Brushed Aluminium (Sold Separately)

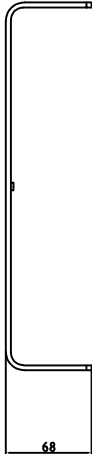

KSR7292 Brook Shade, White or Brushed Aluminium (Sold Separately)

KSR7290 Phily/Brook Base (Sold Separately)

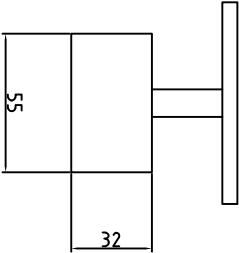

KSR7292 Brook Shade



KSR7291 Phily Shade



KSR7290 Base Section - Sold Separately



KSR Lighting After-sales: 023 92 674343
E-mail: attersales@ksrlighting.com