

Read these instructions before commencing installation & retain them for future reference.

IP20 

Important Information

It is recommended that luminaires are installed by a qualified electrician ensuring the installation complies to current IEE wiring regulations & local building control. These products are designed for connection to a 230-240V mains supply. Any broken or damaged parts should be replaced as soon as possible. KSR will not accept responsibility for any claims arising from a poor installation.

Important User Advice

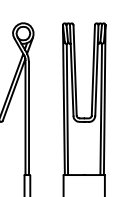
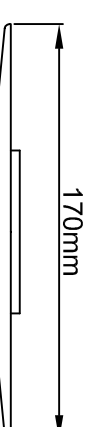
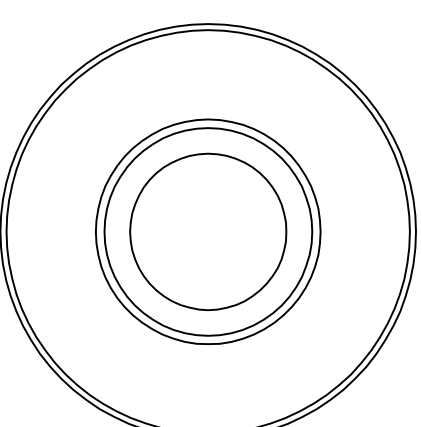

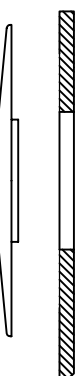
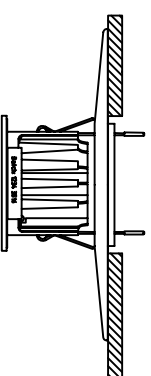
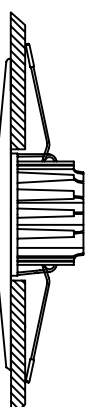
Always switch off mains supply before servicing.
This luminaire is suitable for indoor use only and should not be fitted to damp or wet surfaces such as freshly plastered or painted walls.
Please note that even though this converts a Fire Rated product once it has been converted it will not continue to be a Fire Rated product!

Installation Procedure


KSR recommends that you familiarise yourself with the installation. Once you are completely satisfied:
Switch off mains supply.
This conversion plate is suitable to install the KSR Qr Range of downlights in installations where an existing cut-out of 70-130mm. Ensure sufficient ceiling void without infringing on joists, water pipes or electrical cables.
Compress the spring and remove the original clips from the Qr downlight, replace with the ones supplied with the conversion plate ensuring the smaller 'wing' is outward of the fitting.
Bring the supply cable through conversion plate hole.
Connect luminaire driver to mains supply (Blue - Neutral, Brown - Live & Green/Yellow - Earth). While holding the conversion plate centrally over the cut-out.
Press springs back and insert luminaire body into the hole in the plate and carefully push the luminaire into the plate. Make sure the plate is still centered over the cut-out.
Push up until the springs tension themselves against the ceiling.
Switch on mains supply and test.



Available Finishes: White, Chrome and Satin Chrome.



KSRFRD356/57/58

	ØRim Size	ØCut out 	Void Depth Req'd	Colour
KSRFRD356	170mm	70mm - 130mm	80mm	White
KSRFRD357	170mm	70mm - 130mm	80mm	Chrome
KSRFRD358	170mm	70mm - 130mm	80mm	Satin Chrome



KSR Lighting AfterSales: 023 92 674343
E-mail: info@ksr-lighting.co.uk