

Navara SF LED

Commercial Lighting



Data Sheet

Product Information

The Navara SF LED surface fittings are a triple CCT surface mounted luminaire. Selectable for 3000, 4000 or 6000K. We have 2 versions in this range one is 12W or the higher output 18W.

They are suitable depending on rim choice to be mounted internally or externally.

Comes with a 3 year warranty.

Product Features

- 3 year warranty
- Class II
- IP65/IP54 with Photocell option
- IK08
- Colour Temperature selectable 3000K, 4000K or 6000K LED
- CRI: Ra>82
- Up to 102 lumens per circuit Watt
- Wall or ceiling mountable
- Emergency versions available
- Microwave and Photocell versions available
- Multiple cable entries (side or rear)
- Suitable for Beza Box mounting
- Multiple rim options
- L70/B30 - 40,000hrs

Product Specification

Product Code	Product Description	Wattage (W)	CCT (K)	Lumens (lm)	CRI (Ra)	Energy Efficiency Class	Protection Class
KSRSF300	Navara SF 12W LED Triple CCT Surface Fitting	12	3000	1017	83	A+	II
			4000	1147			
			6000	1040			
KSRSF301	Navara SF 12W LED Triple CCT Emergency Surface Fitting	12	3000	1017	83	A+	II
			4000	1147			
			6000	1040			
KSRSF302	Navara SF 12W LED Triple CCT Surface Fitting with Microwave Sensor	12	3000	1017	83	A+	II
			4000	1147			
			6000	1040			
KSRSF303	Navara SF 12W LED Triple CCT Emergency Surface Fitting with Microwave Sensor	12	3000	1017	83	A+	II
			4000	1147			
			6000	1040			
KSRSF306	Navara SF 12W LED Triple CCT Surface Fitting with Photocell Sensor	12	3000	1017	83	A+	II
			4000	1147			
			6000	1040			
KSRSF307	Navara SF 12W LED Triple CCT Emergency Surface Fitting with Photocell Sensor	12	3000	1017	83	A+	II
			4000	1147			
			6000	1040			

Nominal voltage	220~240VAC
Operating frequency	50-60Hz
Circuit Wattage	11.6w including driver losses
Circuit Current	0.05
Driver mA Rating	150mA
PFC	0.92
In Rush Current	0.173A Max Peak
Ambient temperature range	-20°C~+40°C
Start time	< 0.5 sec
IK rating	08
IP rating	65

Product Code	Product Description	Wattage (W)	CCT (K)	Lumens (lm)	CRI (Ra)	Energy Efficiency Class	Protection Class
KSRSF310	Navara SF 18W LED Triple CCT Surface Fitting	18	3000	1479	83	A+	II
			4000	1704			
			6000	1538			
KSRSF311	Navara SF 18W LED Triple CCT Emergency Surface Fitting	18	3000	1479	83	A+	II
			4000	1704			
			6000	1538			
KSRSF312	Navara SF 18W LED Triple CCT Surface Fitting with Microwave Sensor	18	3000	1479	83	A+	II
			4000	1704			
			6000	1538			
KSRSF313	Navara SF 18W LED Triple CCT Emergency Surface Fitting with Microwave Sensor	18	3000	1479	83	A+	II
			4000	1704			
			6000	1538			
KSRSF316	Navara SF 18W LED Triple CCT Surface Fitting with Photocell Sensor	18	3000	1479	83	A+	II
			4000	1704			
			6000	1538			
KSRSF317	Navara SF 18W LED Triple CCT Emergency Surface Fitting with Photocell Sensor	18	3000	1479	83	A+	II
			4000	1704			
			6000	1538			
KSRSF318	Navara SF 18W LED Triple CCT Surface Fitting with Microwave Dimming	18	3000	1479	83	A+	II
			4000	1704			
			6000	1538			
KSRSF319	Navara SF 18W LED Triple CCT Emergency Surface Fitting with Microwave Dimming	18	3000	1479	83	A+	II
			4000	1704			
			6000	1538			

Nominal voltage	220~240VAC
Operating frequency	50-60Hz
Circuit Wattage	17.7w including driver losses
Circuit Current	0.08
Driver mA Rating	300mA
PFC	0.92
In Rush Current	0.303A Max Peak
Ambient temperature range	-20°C~+40°C
Start time	< 0.5 sec
IK rating	08
IP rating	65

Product Code	Product Description
KSRSF320	Navara SF Plain Rim Gloss White
KSRSF321	Navara SF Plain Rim Chrome
KSRSF322	Navara SF Plain Rim Satin Chrome
KSRSF323	Navara SF Plain Rim Mat Black
KSRSF324	Navara SF Plain Rim Mat White
KSRSF325	Navara SF Eyelid Rim Mat Black
KSRSF326	Navara SF Eyelid Rim Mat White
KSRSF327	Navara SF Grille Rim Mat Black
KSRSF328	Navara SF Plain Rim Silver
KSRSF329	Navara SF Eyelid Rim Silver

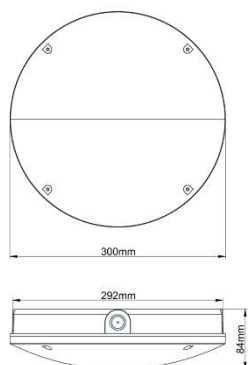
Construction

Body:	Polycarbonate
Diffuser:	Polycarbonate
Rim:	ABS

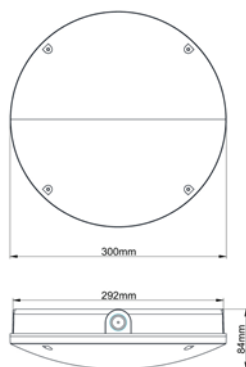
Standards

BSEN60598-1:2015	Luminaires – Part 1: General requirements and tests
BSEN60598-2-22:2014	Luminaires – Part 2: Luminaires for Emergency Lighting

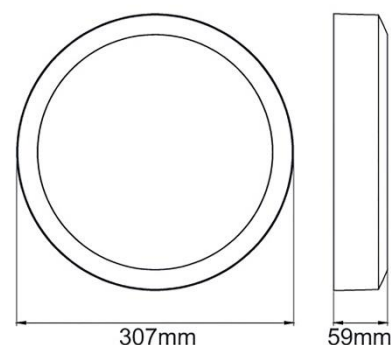
Product Dimensions



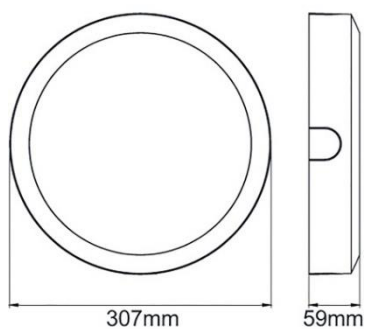
KRSF300-KRSF307



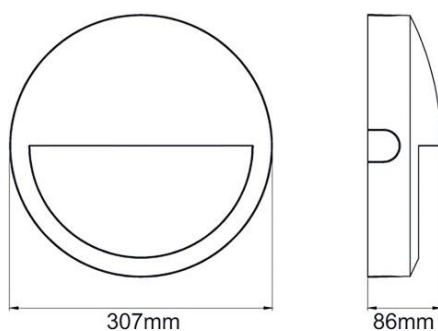
KRSF310-KRSF317



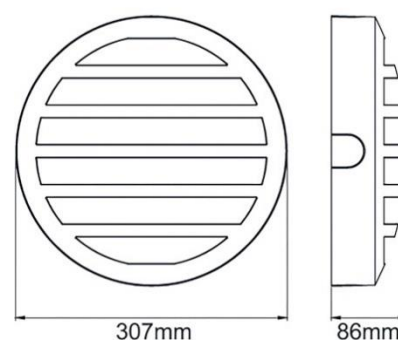
KRSF320-KRSF322



KRSF323-KRSF324/329



KRSF325-KRSF328



KRSF327

KSR Lighting is constantly developing and improving its products. For this reason, all product descriptions in this data sheet are intended as a general guide, and KSR may change specifications from time to time in the interest of product development, without prior notification or public announcement. All descriptions in this data sheet present only general particulars of the goods to which they refer and shall not form part of any contract. Data in this guide has been obtained in controlled experimental conditions. However, KSR Lighting cannot accept any liability arising from the reliance on such data to the extent permitted.