

**Read these instructions before commencing installation & retain them for future reference.**

**IP55**  $\text{⊕}$   $\text{C}$   $\text{E}$   $\text{D}_{0.5m}$   $\text{⚡}$  **240V 2x9W**

**These fittings are Class I and must be Earthed**

### Important Information

It is recommended that luminaires are installed and fitted by a qualified electrician ensuring the installation complies with current IEE wiring regulations & local building control. These products are designed for connection to a 240V 50Hz supply. Any broken or damaged parts should be replaced as soon as possible. KSR will not accept responsibility for any claims arising from a poor installation.

### General Maintenance

General maintenance and cleaning should be performed at least quarterly. Clean product outer using a damp cloth, dried and buffed to a shine. After any maintenance or lamp replacement, remember to check all seals are intact.

### Installation Procedure

Familiarize yourself with the fixture, remove the four screws that secure the main fitting to the mounting plate.

Set aside the screws and rubber washers.

Offer the base plate up to a suitable surface and mark the two fixing points, ensuring the cable entry is towards the bottom of the plate.

Once drilled, dress the mains supply cable through the grommet and secure to the wall. To make installation easier remove the rubber grommet from the housing.

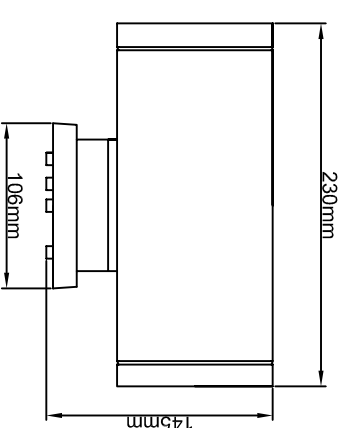

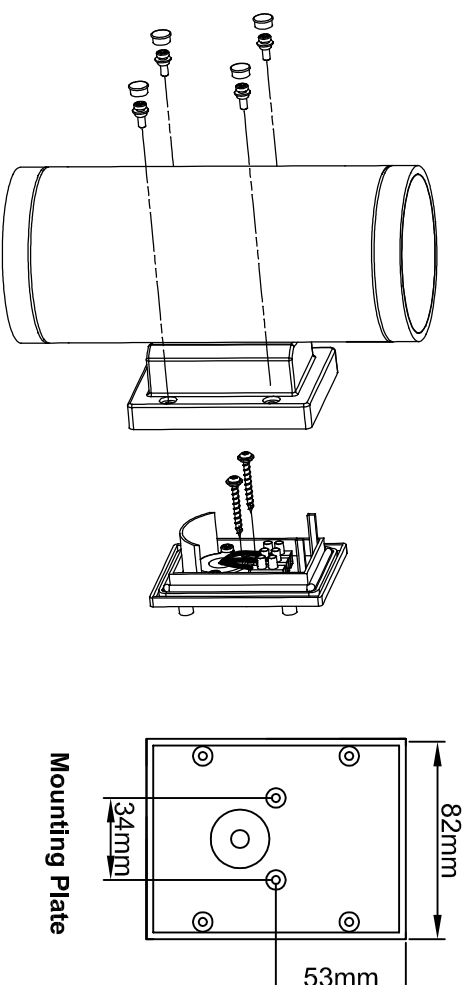
Terminate the fixed wiring into the terminal block, following the guide below and/or the markings on the fitting.

Ensure the main gasket is seated correctly on the base plate and place the fitting onto it. Reinstall the four fixing screws, tighten and install the four screw caps supplied.

Turn on the power and test the luminaire.



Available finish:- Anthracite Only



#### Mains Supply

#### Luminaire

|                      |  |                  |
|----------------------|--|------------------|
| Live - Brown         |  | L - Brown        |
| Earth - Green/Yellow |  | N - Green/Yellow |
| Neutral - Blue       |  | N - Blue         |

#### Lamp Details

2x9W LED Non Replaceable Module  
3000k Warm White  
CRI Ra:82  
1700 Lumens (850 Up - 850 Down)

**KSR**  
LIGHTING

KSR Lighting After-sales: 023 92 674343  
E-mail: [info@ksr-lighting.co.uk](mailto:info@ksr-lighting.co.uk)