



Available finish: Black or White

Read these instructions before commencing installation. Please give these instructions to the owner/occupier after installation to retain for future reference/maintenance.

IP20 0.3m 240V~50Hz 20W-42W

These fittings are Class I and must be Earthed

## Important Information

It is recommended that these luminaires are installed and fitted by a qualified electrician ensuring the installation complies with current wiring regulations & local building control. These products are designed for connection to a 240V~50Hz supply. Any faulty, broken or damaged luminaires should be replaced immediately. KSR will not accept responsibility for any claims arising from a poor installation. Please Note: The limited warranty shall be deemed null and void in the following circumstances: Failure by the installer, end user or any third party to exercise caution to protect any covered product or part from outside damage, adverse temperature (normal operating ambient temperature 0 ~ 35°C), humidity conditions, fluctuations in the electrical system or physical abuse as well as failure related to workmanship in the installation of the products or parts.

## Important User Advice

Always switch off mains supply before installing/servicing. This luminaire is suitable for indoor use only and should not be fitted to damp or wet surfaces such as freshly plastered or painted ceilings. Do not use Megger or similar high voltage instruments. Due to the fact this luminaire contains electronic components that maybe damaged by high test voltages, they must be disconnected from the circuit before testing. To prevent damage to the driver, do not mix with conventional magnetic ballasts on the same electrical circuit. At the end of life the luminaire is classed as WEEE under directive 2014/30/EU and should be disposed of in accordance with local legislation.

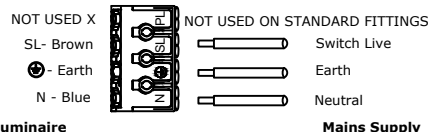
## Installation Procedure

Familiarize yourself with the luminaire/installation procedure and ensure the power is safely isolated before installing the luminaire. Separate the back plate from the main body by pushing the 2 side tabs. The wiring and support straps are disconnected for ease of installation. Offer the main body or the suspension cables up to the ceiling and mark the fixing points. Drill and secure the rear plate in place directly to the ceiling or the suspension, dressing the supply cable though either of the two rear entry points. Set the CCT & Wattage via the switch & dip switch (ONLY WITH FITTING SWITCHED OFF) Connect the plug & play connections & mains wiring as per the guide below & overleaf (Fig.1). Offer up the main body and connect the two support straps in the main body to the rear plate. Connect the mains supply cable, then re-fit the rear plate onto the main body, ensuring it is properly located along the whole length and that no cables are trapped. Turn on the power and test the luminaire. If you need to change the supplied UGR silver reflectors to black or white please remove with a small screwdriver starting at one end (rows of 5) and simply 'pop' out and clip back into place the new versions purchased. Please adhere to the maximum run lengths as below.

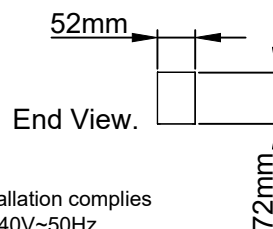
KSR98273 c/w KSR98256 Back-Lit Kit



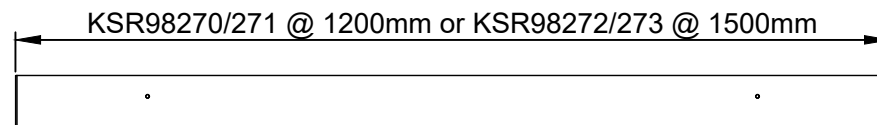
Fig.1



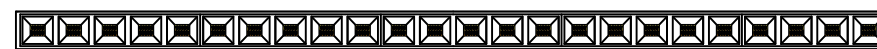
**Please note - Maximum Runs are :-**  
**KSR98270 / KSR98271 = 15 Pieces**  
**KSR98272 / KSR98273 = 10 Pieces**



End View.




Side View.



All versions are supplied with Silver UGR Reflectors  
 Black & White versions are available as per below info.


Bottom View.



Top View.

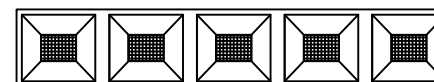
KSR98252/253 @ 1000mm or KSR98256/257 @ 1300mm

Side View.



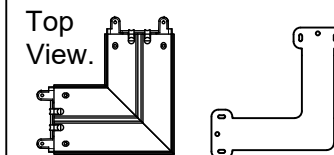
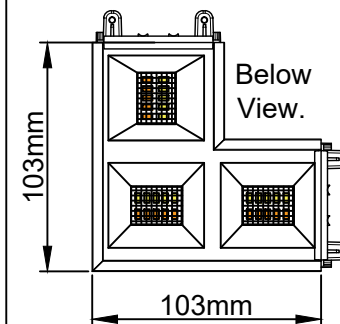
Top View.

**KSR98276 Black & KSR98277 White**  
**LaLinea UGR Reflectors (1 set)**



**4 sets Required for**  
**KSR98271 & KSR98272**  
**(4ft Version) &**  
**5 sets Required for**  
**KSR98273 & KSR98274**  
**(5ft Version).**

**KSR98274/275**  
**'L' Connector**  
**c/w Strengtheners**



Top View.



KSR Lighting Aftersales: 023 92 674343  
 E-mail: aftersales@ksrlighting.com



Available finish: Black or White


IP20 0.3m 240V~50Hz 20W-42W

x 2 Supplied.

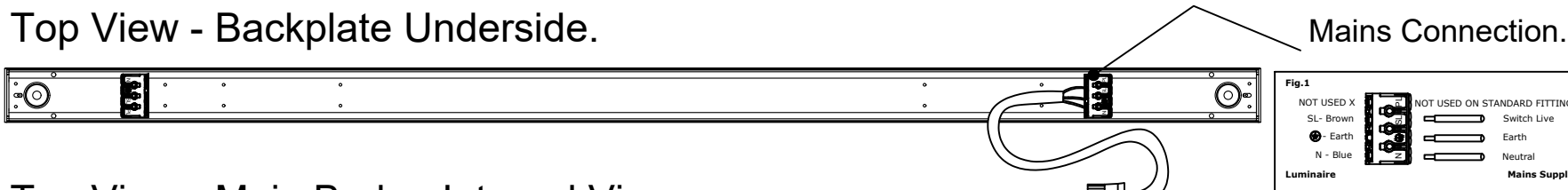
Side View.



Top View - Top plate Rear



Top View - Backplate Underside.



Top View - Main Body - Internal View.

