

Riviera LED Exterior Range

Commercial Lighting



Data Sheet

Product Information

The Riviera LED Exterior Range is perfect for both domestic & commercial applications where a high powered and high efficiency light source is required.

Family of products with matching Wall, Spot, Ceiling and Spike light versions.

Comes with a 3 year warranty for peace of mind.

Product Features

- 3 year warranty
- Class I
- IP65 (*IP66)
- 5 Sizes Available, Covering 4 versions: Ceiling, Up or Down Wall Light, Up & Down Wall Light & Adjustable Spot with optional Spike attachment.
- High efficiency up to 117 lumens per watt
- Loop In/Out Facility (Wall versions Only)
- Anodised Diecast for coastal regions
- Supplied in an Anthracite Finish
- L70-30,000hrs

Product Specification

Product Code	Product Description	Wattage (W)	CCT (K)	Lumens (lm)	CRI (Ra)	Energy Efficiency Class 2021	Protection Class
KSR71120	Riviera S LED Up & Down Wall Light Anthracite (50 Deg Beam Angle)	2 x 3W	3000	2 x 245lm	82	E	I
KSR71121*	Riviera S LED Spotlight Anthracite (50 Deg Beam Angle)	3.5W	3000	280lm	83	E	I
KSR71122	Riviera S/M Spike Accessory for KSR71121 /132						
KSR71123	Riviera S LED Single Spike Light Anthracite (50 Deg Beam Angle)	3.5W	3000	275lm	82	D	I
KSR71124	Riviera S LED Twin Spike Light Anthracite (50 Deg Beam Angle)	2 x 3.5W	3000	2 x 275lm	82	D	I
KSR71130	Riviera M 2CCT LED Up or Down Wall Light Anthracite (60 Deg Beam Angle)	5W	3000K or 4000K	435lm 485lm	93 92	E	I
KSR71131	Riviera M 2CCT LED Up & Down Wall Light Anthracite (60 Deg Beam Angle)	2 x 3.5W	3000K or 4000K	2 x 345lm 2 x 385lm	93 92	E	I
KSR71132*	Riviera M 2CCT LED Spotlight Light Anthracite (60 Deg Beam Angle)	5W	3000K or 4000K	460lm 520lm	93 91	F	I
KSR71140	Riviera L 2CCT LED Up or Down Wall Light Anthracite (55 Deg Beam Angle)	9W	3000K or 4000K	850lm 955lm	93 92	F	I
KSR71141	Riviera L 2CCT LED Up & Down Wall Light Anthracite (55 Deg Beam Angle)	2 x 9W	3000K or 4000K	2 x 885lm 2 x 970lm	93 92	F	I
KSR71142*	Riviera L 2CCT 9W LED Spotlight Anthracite (55 Deg Beam Angle)	9W	3000K or 4000K	790lm 860lm	93 92	F	I
KSR71143*	Riviera L 2CCT 17W LED Spotlight Anthracite (55 Deg Beam Angle)	17W	3000K or 4000K	1735lm 1895lm	93 93	E	I
KSR71144	Riviera L Spike Accessory for KSR71142 / 43						
KSR71146	Riviera L 2CCT LED Up or Down Square Wall Light Anthracite (55 Deg Beam Angle)	9W	3000K or 4000K	790lm 950lm	93 92	F	I
KSR71147	Riviera L 2CCT LED Up & Down Square Wall Light Anthracite (55 Deg Beam Angle)	2 x 9W	3000K or 4000K	2 x 865lm 2 x 970lm	93 92	F	I
KSR71150	Riviera XL 2CCT LED Up or Down Wall Light Anthracite (60 Deg Beam Angle)	30W	3000K or 4000K	2995lm 3350lm	92 93	E	I
KSR71151	Riviera XL 2CCT LED Up & Down Wall Light Anthracite (60 Deg Beam Angle)	2 x 24W	3000K or 4000K	2 x 2560lm 2 x 2820lm	92 93	E	I
KSR71152	Riviera XL 2CCT LED Ceiling Light Anthracite (60 Deg Beam Angle)	30W	3000K or 4000K	2945lm 3275lm	91 92	E	I

Technical Data	
Nominal voltage	220~240VAC
Operating frequency	50-60Hz
Circuit Wattage	As per fitting above
Ambient temperature range	0°C to +40°C
IP rating	65 (*66)

Construction

Body: Cast Aluminium
 Lens: Glass

www.ksrlighting.com

Standards

BSEN60598-1:2021

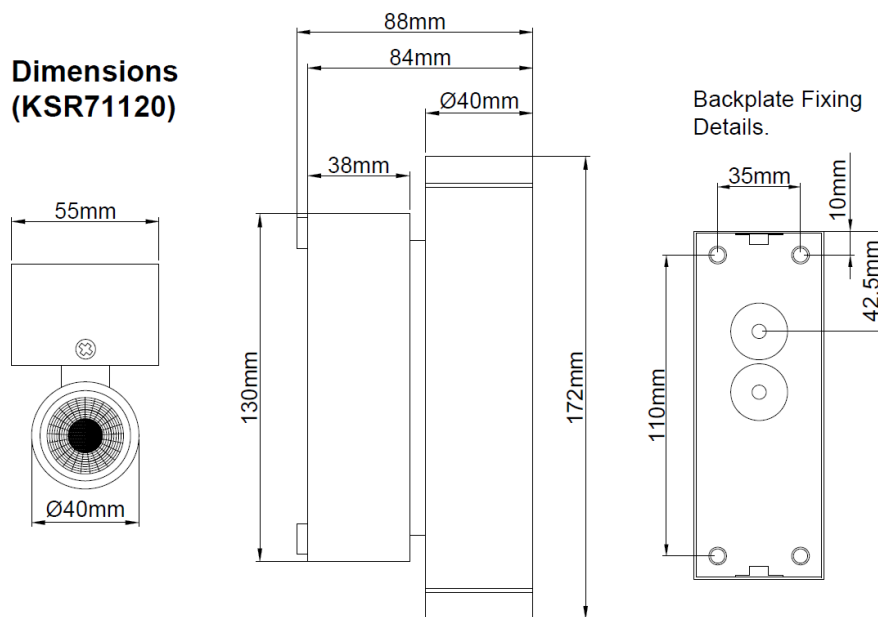
Luminaires – Part 1: General Requirements and tests

In Conformity with

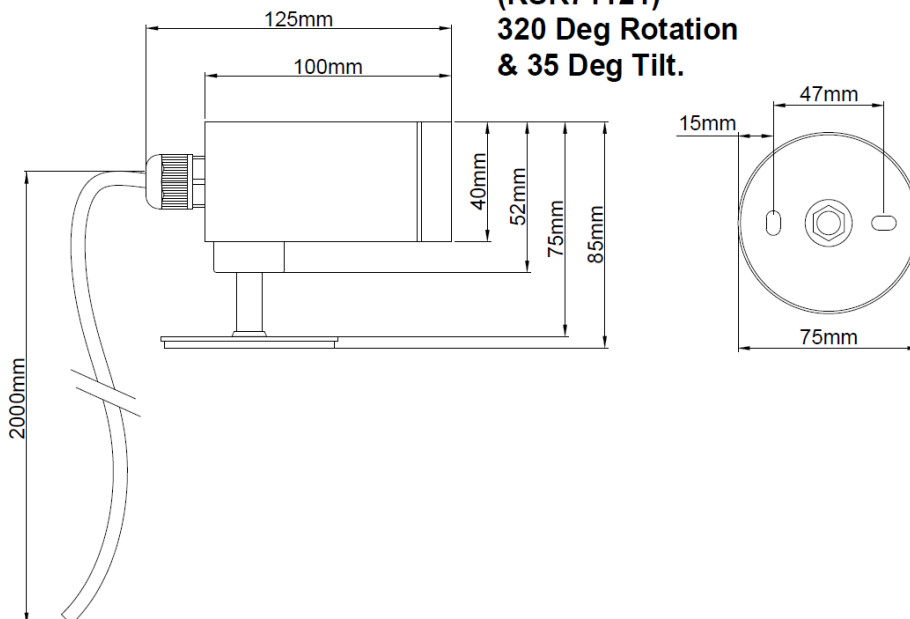
LVD	Low voltage directive 2014/35/EU
EMC	Electromagnetic compatibility directive 2014/30/EU
ERP	Energy related products directive 2019/2020/EU
RoHS	Restriction of hazardous substances 2015/863/EU

Product Dimensions

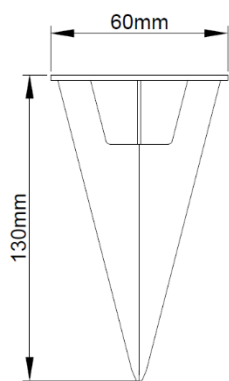
**Dimensions
(KSR71120)**



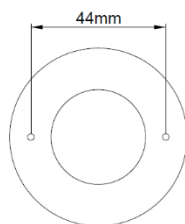
**Dimensions
(KSR71121)
320 Deg Rotation
& 35 Deg Tilt.**



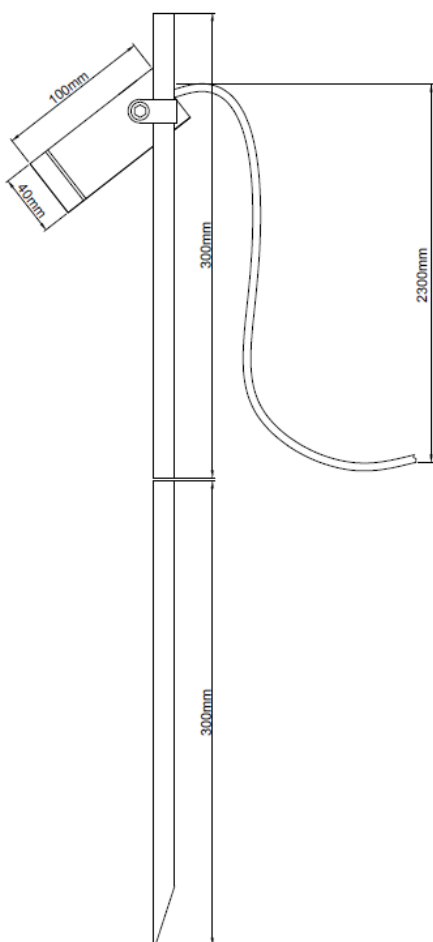
www.ksrlighting.com



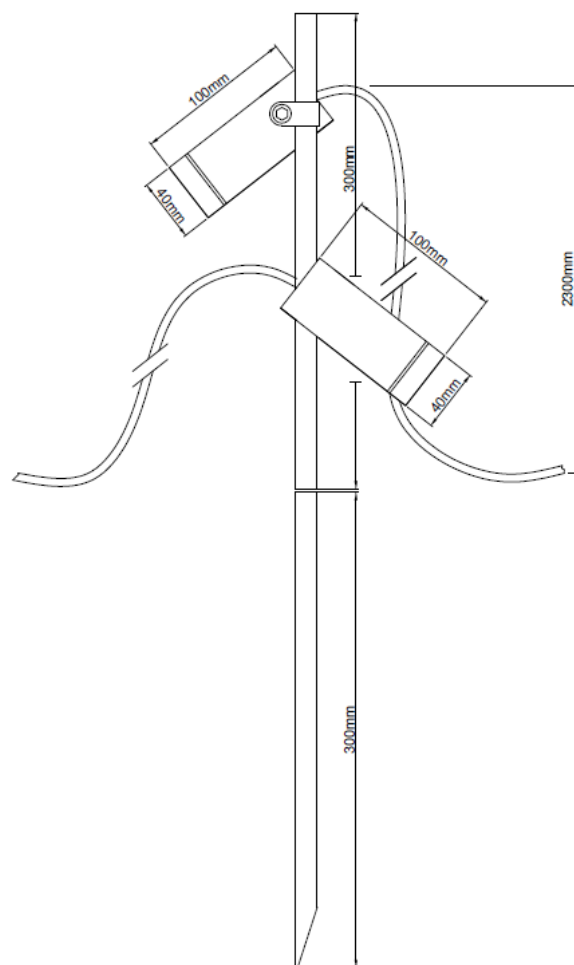
**Dimensions
(KSR71122) - Optional Spike
Accessory for KSR71121
or KSR71132.**



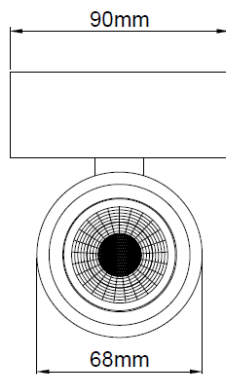
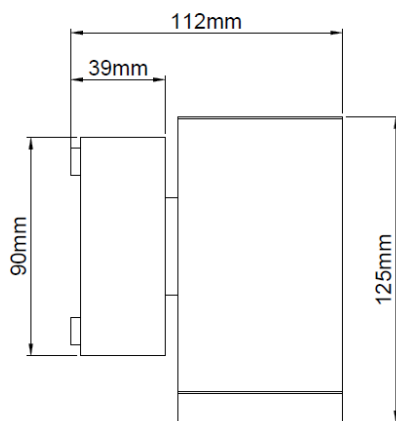
**Dimensions
(KSR71123)**



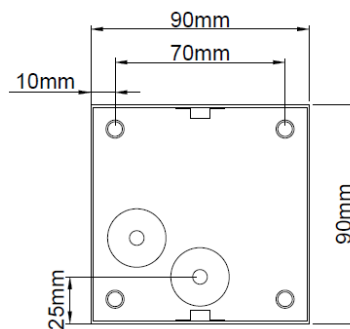
**Dimensions
(KSR71124)**



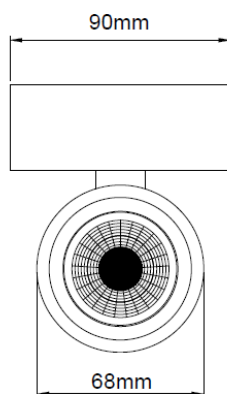
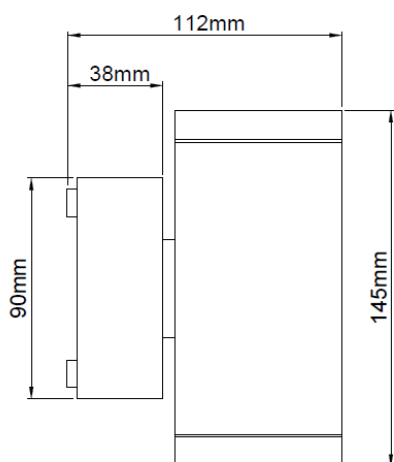
Dimensions (KSR71130)



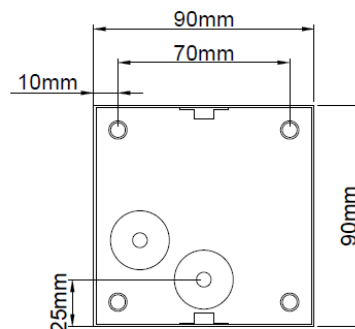
Backplate Fixing Details.



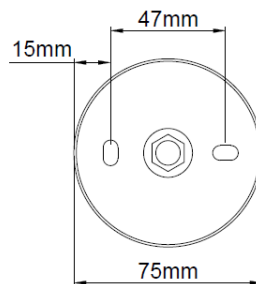
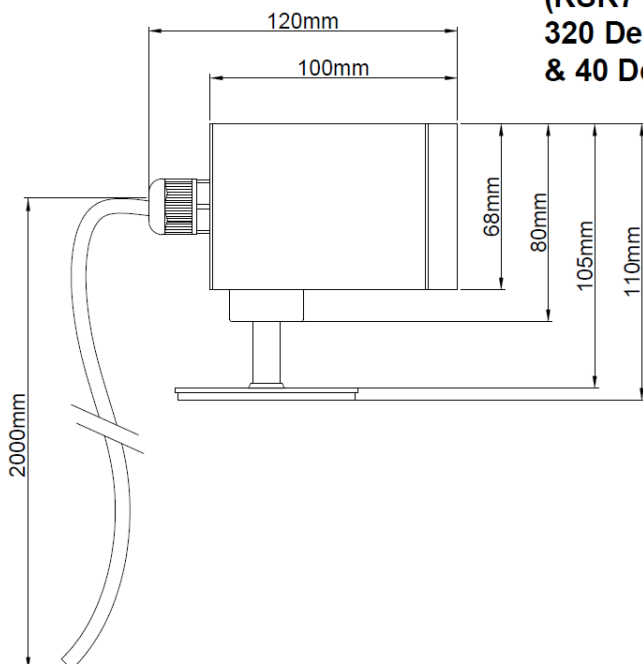
Dimensions (KSR71131)



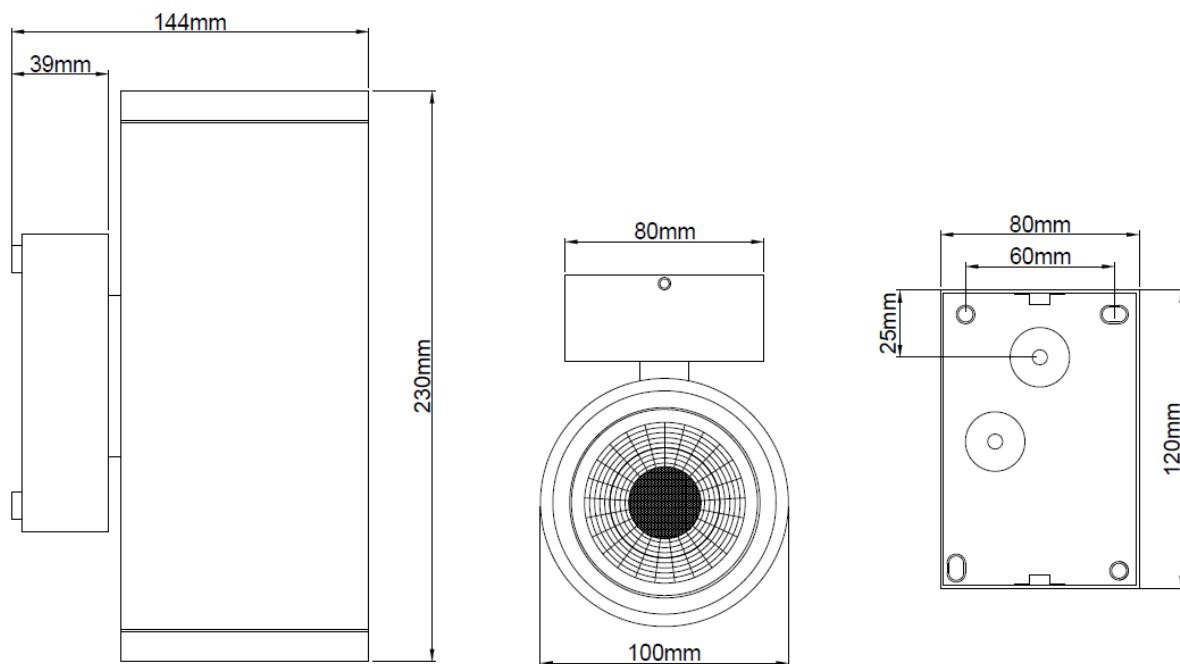
Backplate Fixing Details.



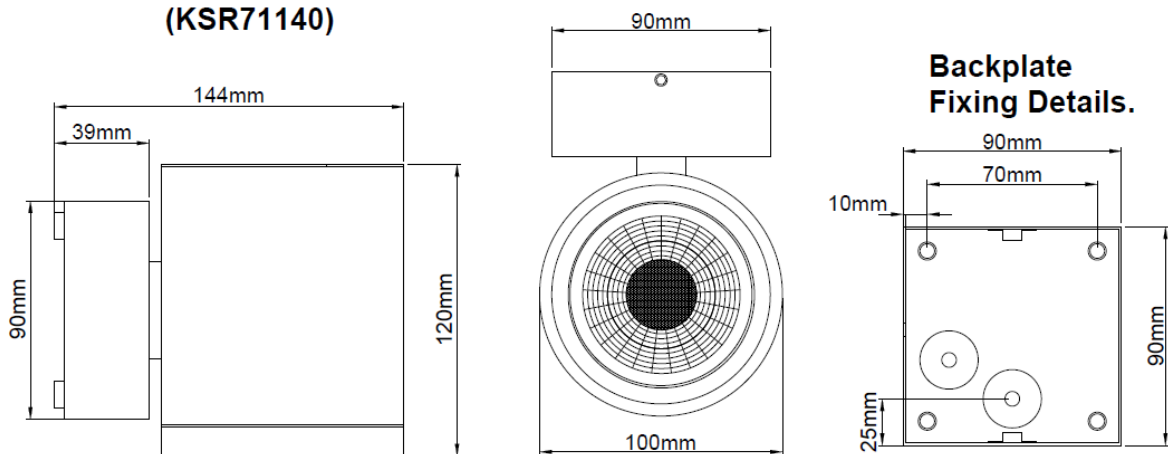
Dimensions (KSR71132) 320 Deg Rotation & 40 Deg Tilt.



Dimensions (KSR71141)

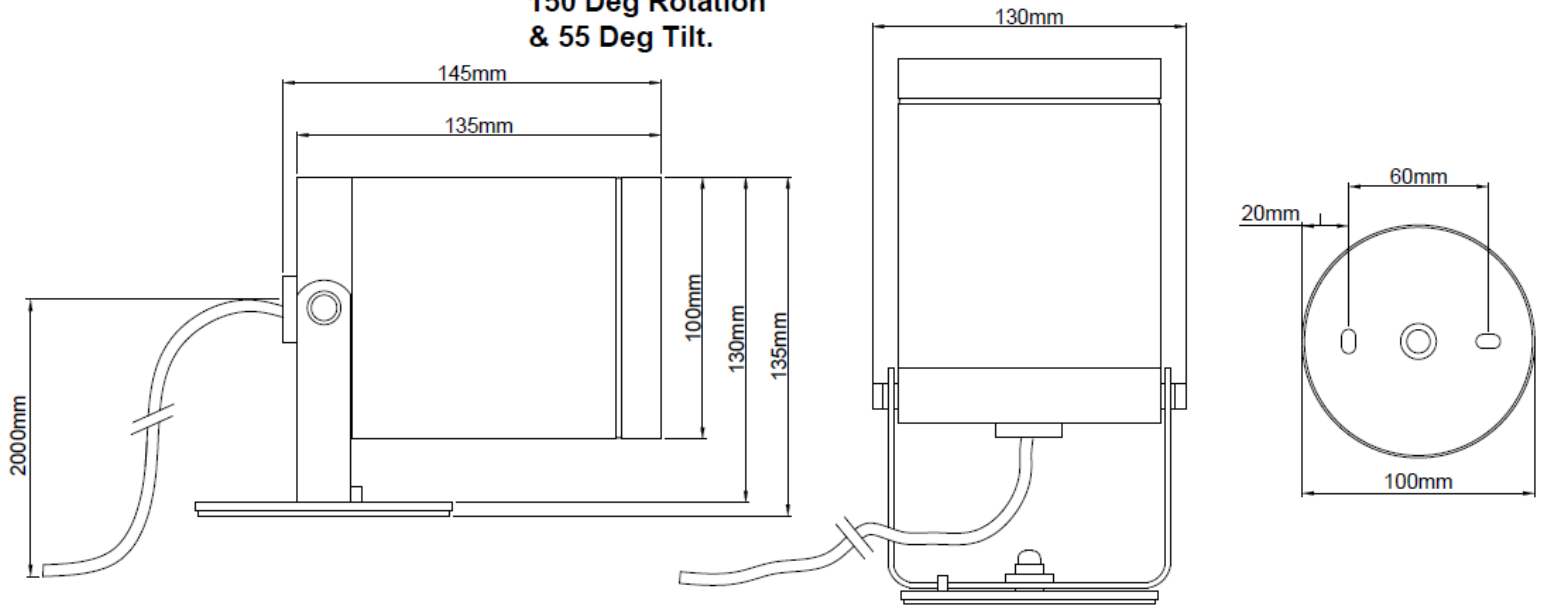


Dimensions (KSR71140)

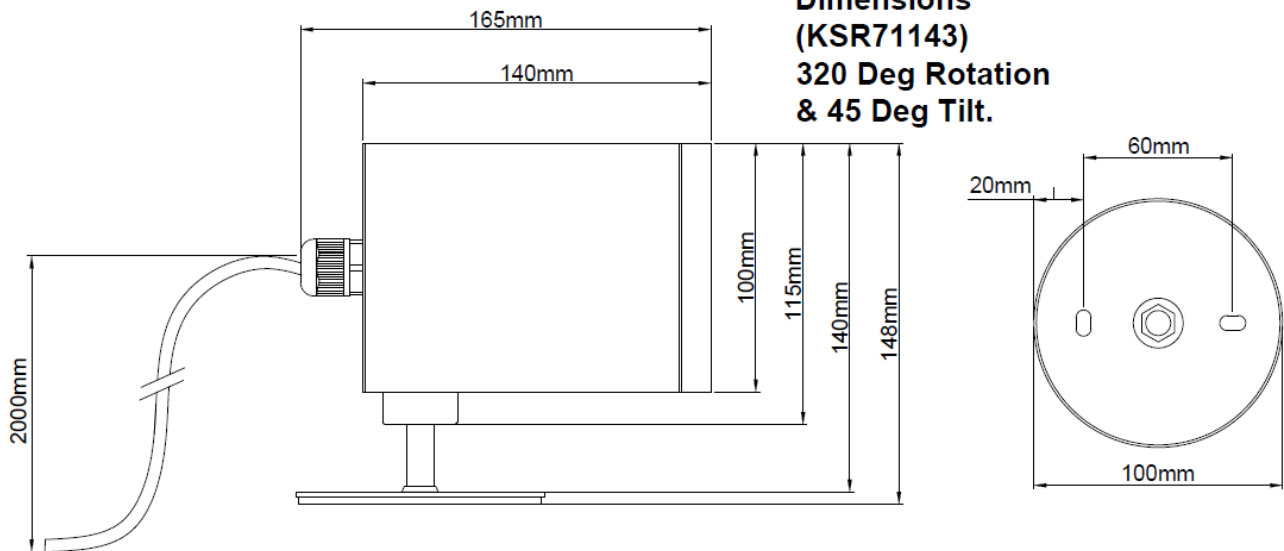


Backplate Fixing Details.

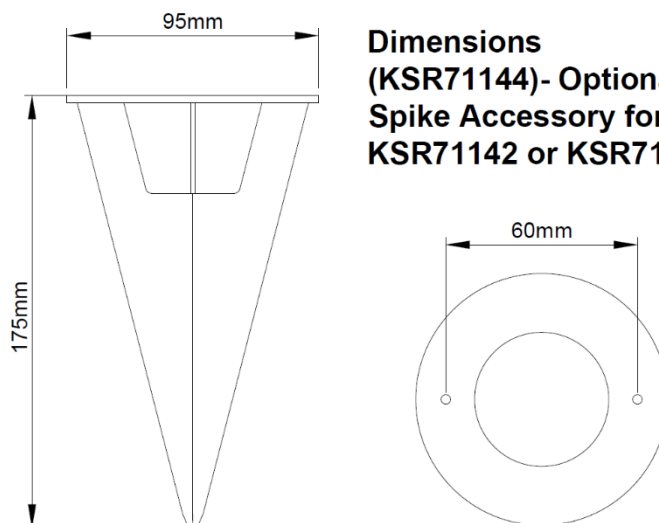
**Dimensions
(KSR71142)
150 Deg Rotation
& 55 Deg Tilt.**



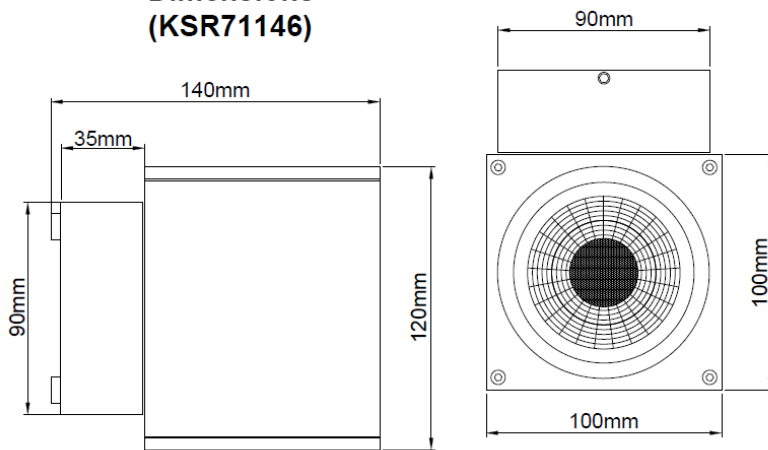
**Dimensions
(KSR71143)
320 Deg Rotation
& 45 Deg Tilt.**



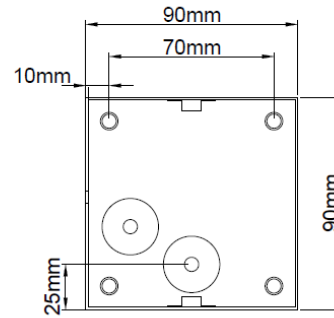
**Dimensions
(KSR71144)- Optional
Spike Accessory for
KSR71142 or KSR71143.**



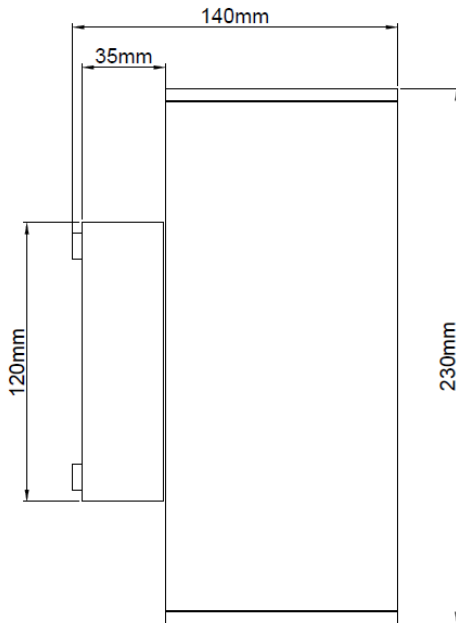
**Dimensions
(KSR71146)**



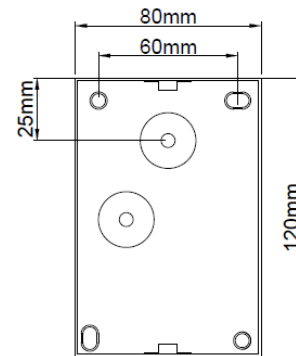
**Backplate
Fixing Details.**



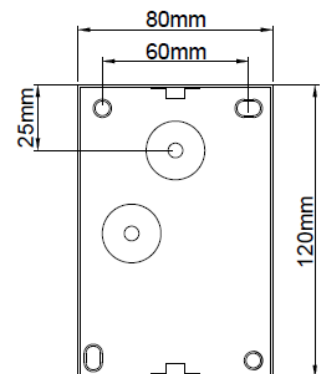
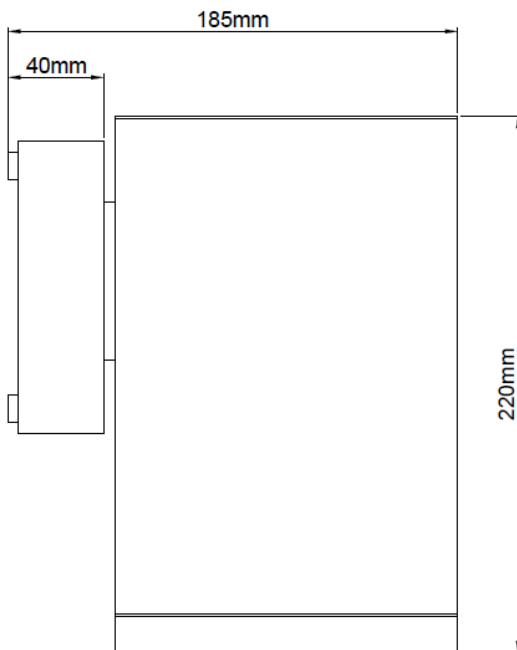
**Dimensions
(KSR71147)**

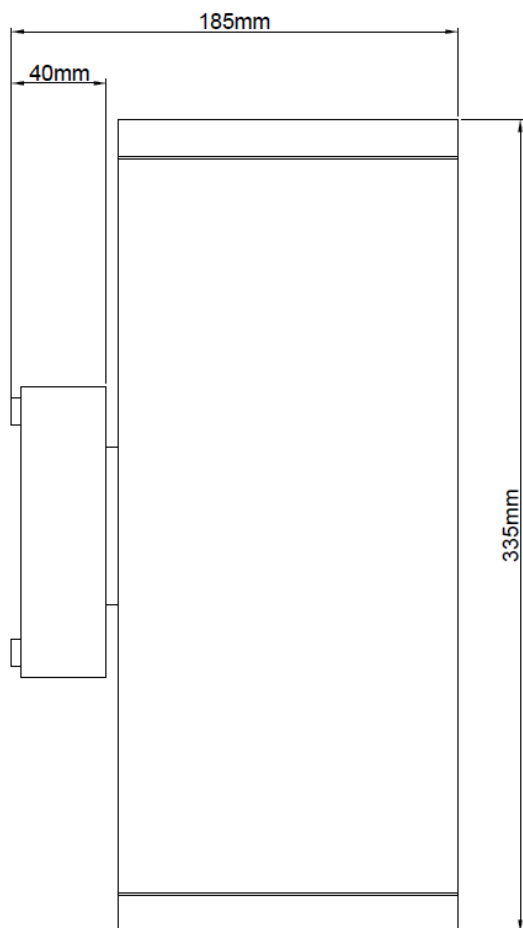


**Backplate
Fixing Details.**


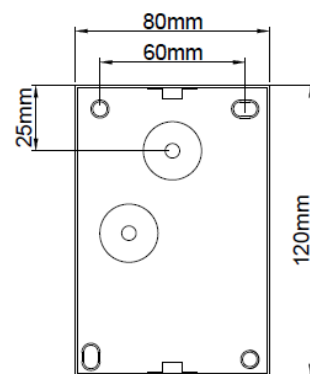
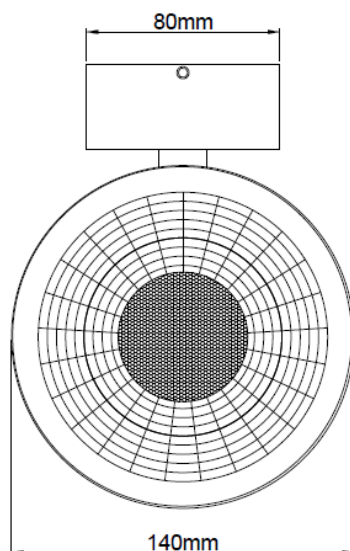


**Dimensions
(KSR71150)**

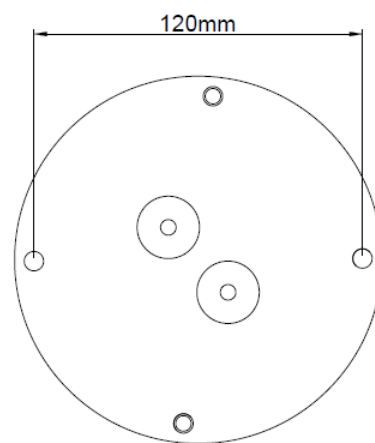
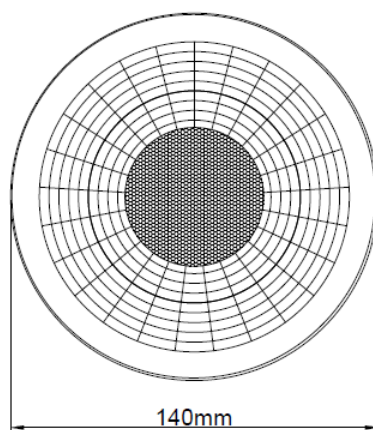




**Dimensions
(KSR71151)**



**Dimensions
(KSR71152)**



KSR Lighting is constantly developing and improving its products. For this reason, all product descriptions in this data sheet are intended as a general guide, and KSR may change specifications from time to time in the interest of product development, without prior notification or public announcement. All descriptions in this data sheet present only general particulars of the goods to which they refer and shall not form part of any contract. Data in this guide has been obtained in controlled experimental conditions. However, KSR Lighting cannot accept any liability arising from the reliance on such data to the extent permitted.