



Available finish:- White Finish

Read these instructions before commencing installation. Please give these instructions to the owner/occupier after installation to retain for future reference/maintenance.

IP20 IK08 240V~50Hz 20-60W

These fittings are Class I and must be Earthed

**Important Information**

It is recommended that these luminaires are installed and fitted by a qualified electrician ensuring the installation complies with current IEE wiring regulations & local building control. These products are designed for connection to a 240V~50Hz supply.

Any faulty, broken or damaged luminaires should be replaced immediately.

KSR will not accept responsibility for any claims arising from a poor installation.

Please Note: The limited warranty shall be deemed nul and void in the following circumstances: Failure by the installer, end user or any third party to exercise caution to protect any covered product or part from outside damage, adverse temperature (normal operating ambient temperature 0 - +25°C), humidity conditions, fluctuations in the electrical system or physical abuse as well as failure related to workmanship in the installation of the products or parts.

**Important User Advice**

Always switch off mains supply before servicing.

This luminaire is suitable for indoor use only and should not be fitted to damp or wet surfaces such as freshly plastered or painted walls.

Do not use Megger or similar high voltage instruments. Due to the fact this luminaire contains electronic components that maybe damaged by high test voltages, they must be disconnected from the circuit before testing.

To prevent damage to the driver, do not mix with conventional magnetic ballasts on the same electrical circuit.

At the end of life the luminaire is classed as WEEE under directive 2014/30/EU and should be disposed of in accordance with local legislation

**Installation Procedure**

Familiarize yourself with the luminaire/installation procedure and ensure the power is safely isolated before installing the luminaire.

Separate the LED/Diffuser plate from the main body by pulling apart from one end.

The LED cable and Earth Lead from the LED/Diffuser can be disconnected for ease of installation.

Offer the main body up to the ceiling and mark the fixing points. If using surface conduit ensure the besa boxes are at 600mm centers.

Drill and secure the main body in place, dressing the supply cable though either of the three rear entry points or end caps. Connect the mains wiring, (SL) Switch Live, Unswitched Live (PL), Neutral (N) and Earth (⊕).

**Please note:** For testing purposes a provision should be made in the circuit for disconnection of the unswitched live (i.e. key switch), Offer up the LED tray and connect the two support straps to the tabs on the main body.

Connect the LED supply wire and earth connections, then snap the LED plate onto the main body, ensuring it is properly located along the whole length without trapping any cables.

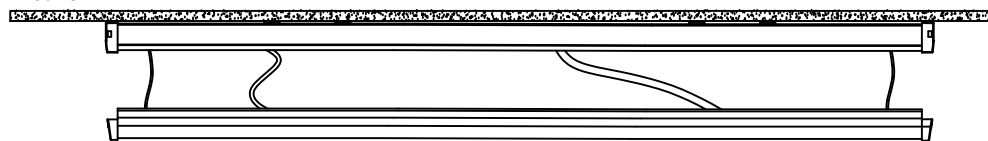
Turn on the power and test the luminaire.

This fitting requires a 24 Hour initial charge period prior to any emergency testing, please see overleaf for testing routine, write on the battery label in permanent ink the date of commissioning. All results must be recorded and left with the end user.

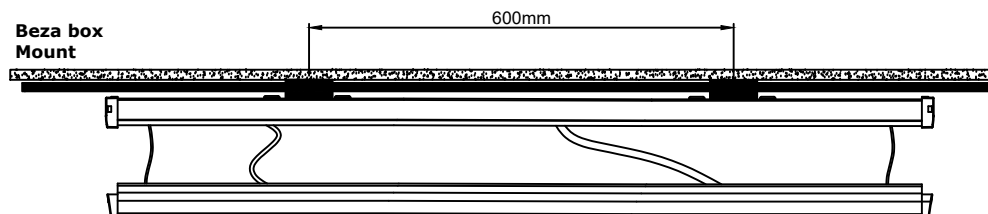
The battery has a rated design life of 4 years but should be replaced if the duration of operation is less than 3 hours after a 24hr charge time with no interrupted supply.

LEDs are an inductive load so avoid unwanted MCB tripping it may be necessary to uprate your breakers.

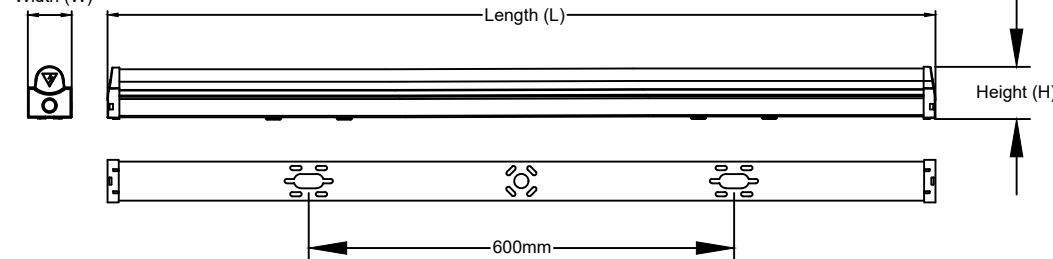
Surface Mount



Besa box Mount



Width (W)



Lamp Details					
Product Code	Description	Dimensions L x W x H	Wattage	Colour	Lumens
KSR9840EM v2	Navara X-4S	1167mm x 62mm x 74mm	20W	4000K	2725
KSR9841EM v2	Navara X-4T	1167mm x 62mm x 74mm	38W	4000K	4910
KSR9842EM v2	Navara X-5S	1457mm x 62mm x 74mm	32W	4000K	4110
KSR9843EM v2	Navara X-5T	1457mm x 62mm x 74mm	52W	4000K	6885
KSR9844EM v2	Navara X-6S	1723mm x 62mm x 74mm	40W	4000K	5335
KSR9845EM v2	Navara X-6T	1723mm x 62mm x 74mm	60W	4000K	7870

*This product contains a light source of energy efficiency class D  
The LED light source and Control Gear in this product can be replaced by a professional.*



KSR Lighting Aftersales: 023 92 674343  
E-mail: aftersales@ksrlighting.com



All tests must be undertaken at times of least risk and in accordance with EN 50172:2004 as indicated below:

**Daily:**

LED charge indicators shall be visually inspected for correct operation.

**Monthly:**

(in addition to the daily check) If automatic testing devices are used, the results of the short duration tests shall be recorded.

Test shall be carried out as follows:

1. Switch the luminaire over to emergency mode to operate from the batteries by simulating a failure of supply to the emergency circuit for a period sufficient to ensure correct luminaire operation.

**Note:** The period of simulation failure should be sufficient for the purpose of this clause whilst minimising damage to the system components e.g lamps. During this period, all luminaires shall be checked to ensure that they are present, clean and functioning correctly. At the end of this test period, the unswitched supply should be restored and any indicator lamp or device should be checked to ensure that it is showing that the supply has been restored.

**Annually:**

If automatic testing devices are used, the results of the short duration tests shall be recorded. For all other systems the monthly inspection shall be carried out and the following additional tests made:

1. Each luminaire shall be tested monthly as above but for its full duration in accordance with the manufacturer's information.
2. The unswitched supply for the luminaire should be restored and any charge indicator lamp or device should be checked to ensure that it shows the unswitched supply has been restored. The charging arrangements should be checked for proper functioning.
3. The date of the test and its results shall be recorded in the system logbook.

A copy of this report must accompany any emergency luminaire returned to KSR Lighting for any reason.



