

Available finish:- Aluminium

Read these instructions before commencing installation. Please give these instructions to the owner/occupier after installation to retain for future reference/maintenance.

IP65 240VAC~50hz 1.2W

These fittings are Class I and require an Earth connection

## Important Information

It is recommended that these luminaires are installed and fitted by a qualified electrician ensuring the installation complies with current IEE wiring regulations & local building control. These products are designed for connection to a 240V~50Hz supply.

Any faulty, broken or damaged luminaires should be replaced immediately.

KSR will not accept responsibility for any claims arising from a poor installation.

Please Note: The limited warranty shall be deemed null and void in the following circumstances: Failure by the installer, end user or any third party to exercise caution to protect any covered product or part from outside damage, adverse temperature (normal operating ambient temperature -15 ~ +40°C), humidity conditions, fluctuations in the electrical system or physical abuse as well as failure related to workmanship in the installation of the products or parts.

## General Maintenance

These products are suitable for external use, general maintenance and cleaning should be performed at least quarterly.

Clean product outer using a damp cloth, do not use abrasive cleaners or any cleaners that are corrosive to aluminium as this will damage the finish. Always switch off mains supply before fitting/servicing.

Do not use Megger or similar high voltage instruments. Due to the fact this luminaire contains electronic components that maybe damaged by high test voltages, they must be disconnected from the circuit before testing.

To prevent damage to the luminaire, do not mix with conventional magnetic ballasts on the same electrical circuit.

At the end of life the luminaire is classed as WEEE under directive 2014/30/EU and should be disposed of in accordance with local legislation.

## Installation Procedure

Familiarize yourself with the luminaire and ensure the power is turned off before installing the fitting.

Take time to check all factory glands are tight and seals are in place.

This luminaire can be installed in decking and soffits .

For any application a cut out 46mm is required.

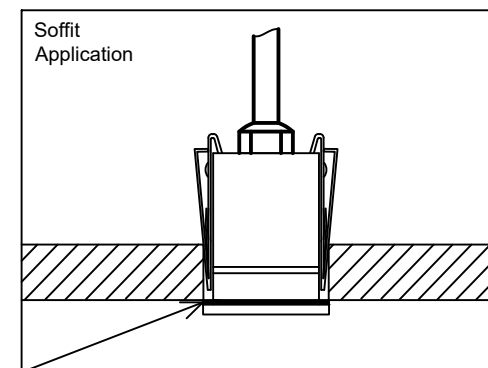
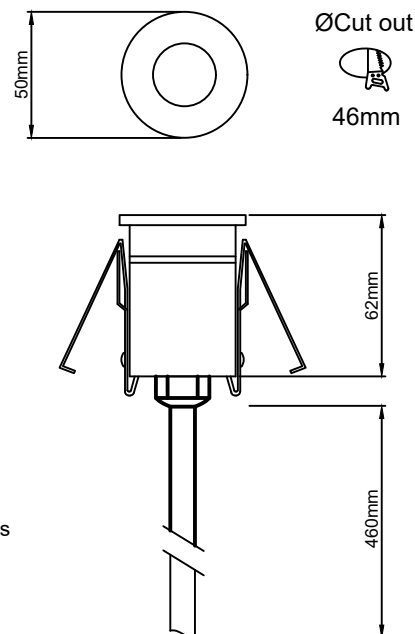
Using a suitable IP rated connector (Not supplied) terminate the wiring L-Live (Brown), N-(Neutral) & E - (Green/Yellow) (KSR recommend a quality IP68 connector is used to connect to the mains supply).

Dress the cabling under the luminaire and push it into the hole.

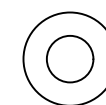
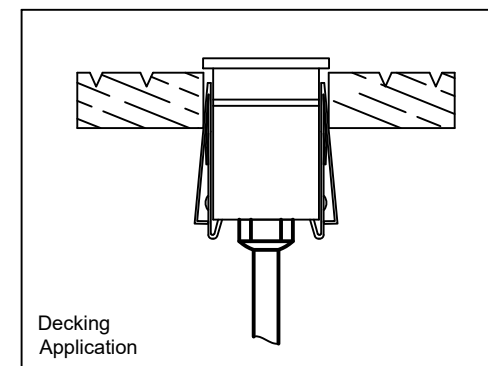
Turn on the power and test the luminaire.

Note: This luminaire requires a 240V AC supply, no external driver is required.  
These luminaires are not dimmable.

**Please note although the product can be used in Soffits the product may require a sealant to hold in place due to how the bracket fixes into position against a smooth surface, if the installer does not allow for this the luminaire may travel slightly out of the aperture leaving a gap.**



Installer Note: Recommended for installation sealant to secure luminaire in place



## Lamp Details

KSR1248 - 1.2W Integral LED Module  
Non Replaceable  
6000K Cool White

The light source of this luminaire is not replaceable; when the light source reaches its end of life the whole luminaire shall be replaced

This product contains a light source of energy efficiency class G



KSR Lighting Aftersales: 023 92 674343  
E-mail: aftersales@ksrlighting.com