



Available Finish: White Only

Read these instructions before commencing installation. Please give these instructions to the owner/occupier after installation to retain for future reference/maintenance.

IP20

Important Information

It is recommended that these luminaires are installed and fitted by a qualified electrician ensuring the installation complies with current IEE wiring regulations & local building control.

Any faulty, broken or damaged luminaires should be replaced immediately.

KSR will not accept responsibility for any claims arising from a poor installation.

These products are designed for use with the Starlet Triple CCT LED Round Downlights only.

Any broken or damaged parts should be replaced as soon as possible.

KSR will not accept responsibility for any claims arising from a poor installation.

Important User Advice

Always switch off mains supply before servicing.

This downgrades the luminaire to IP20 and is suitable for indoor use only. These should not be fitted to damp or wet surfaces such as freshly plastered or painted ceilings.

Installation Procedure

KSR recommends that you familiarise yourself with the installation. Once you are completely satisfied:

Locate the area's suitable to install these luminaires.

Fix the bracket to the ceiling using suitable fixings for the substrate Fig 1.

Remove the fixing springs from the back of the luminaire.

Replace the springs with the 2 lugs, snapping them into place Fig 2.

Snap the luminaire in to the surface mount, ensuring it snaps in to all three retaining lugs Fig 3.

Connect the luminaire to the mains supply as per the luminaire instructions.

Connect the retaining wire to the nearest of the 2 lugs installed previously.

Place the LED driver onto the back of the luminaire and twist the luminaire clockwise and lock the into the bracket ensuring it clicks and locks in place Fig 4.

Turn on the mains supply to test the luminaire.

Fig. 1

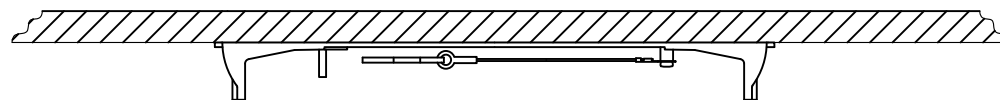


Fig. 2

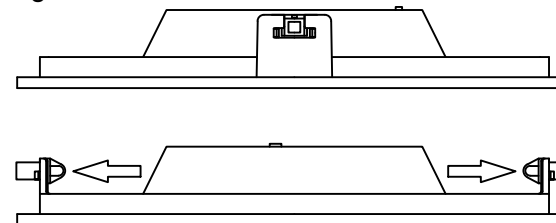


Fig. 3

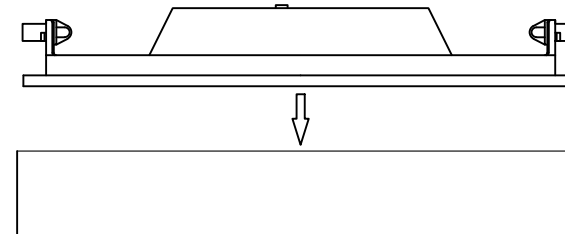
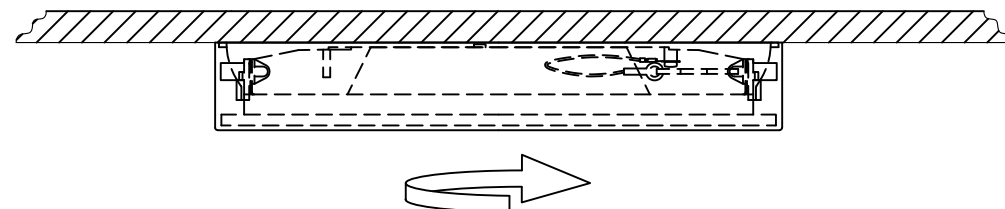


Fig. 4



Starlet Frame	ØRim Size	Rim Depth	For use with Starlet CCT Panel
KSR9805	175mm	34mm	KSR9801
KSR9806	225mm	34mm	KSR9802
KSR9807	245mm	34mm	KSR9803



KSR Lighting Aftersales: 023 92 674343

E-mail: aftersales@ksrlighting.com