

Read these instructions before commencing installation & retain them for future reference.

IP20 

Important Information

It is recommended that the profile bar is installed and fitted by a qualified electrician ensuring the installation complies to current IEE wiring regulations & local building control.

Any damaged parts should be replaced as soon as possible. KSR will not accept responsibility for any claims arising from a sub-standard installation.

Installation

KSR recommend that you familiarize yourself with the connections and suitable locations for the profile bar.

The profile bar can be cut to a desired length. See Fig.1 for supplied accessories make sure end caps are fixed correctly and at either end of the bar. If cutting you can order additional end caps and fixings if required.

See Fig.2 Commence attaching LED strip to inside of profile bar and end caps. Fit diffuser to profile bar and fixings fix to required area. Fig.3 Shows completed profile. Connect LED strip supply and test as per the LED strip instructions.

Fig. 1

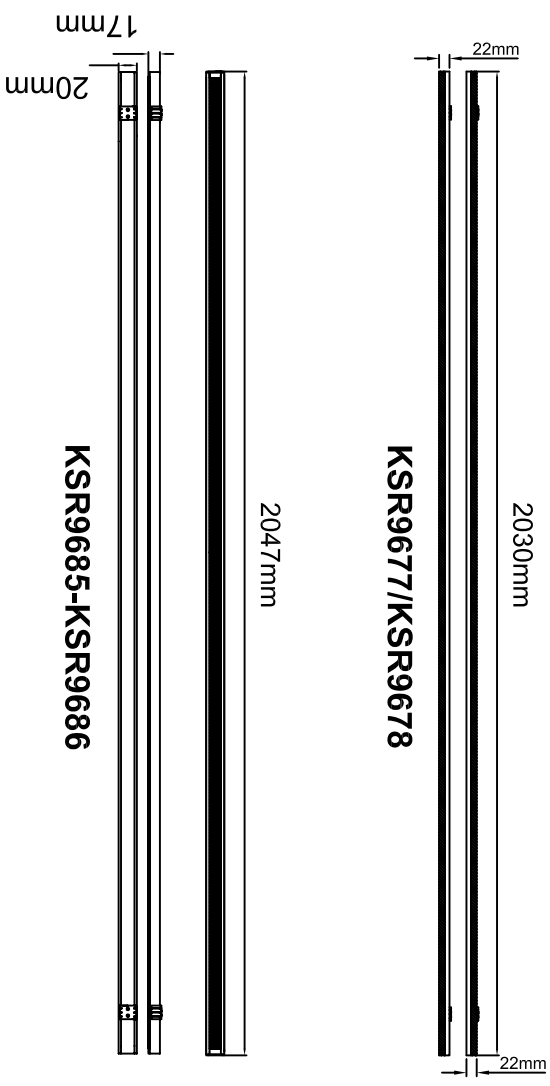
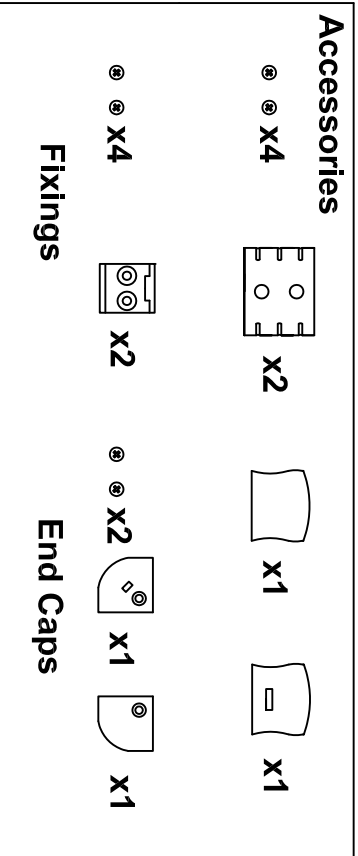


Fig. 2

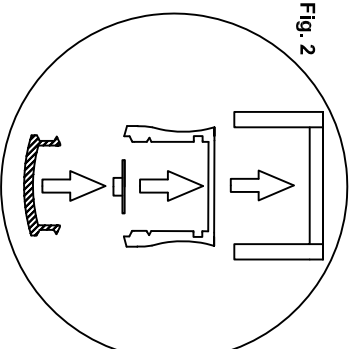
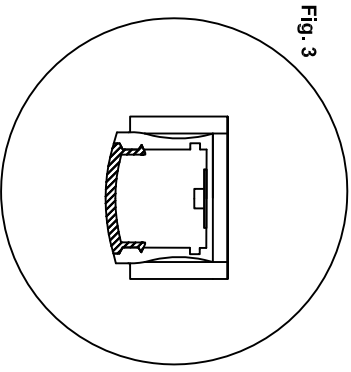


Fig. 3



Product Information

Tel: 023 92 674343

E-mail: info@ksr-lighting.co.uk